

Plockmatic Group

**intec**  
**colorCUT**

# FB580

SRA3 Digital-Die Flatbed Cutter/Creaser

Rapid dual tool head, featuring a contour blade tool, partnered with a ball creaser tool for exceptional cutting & creasing

Compact unit, ideal for prototyping, on-demand and light production work for Packaging, Point of Sale and Kiss-cut labels.



POWERED BY  
**ColorCut Pro**



**The FB580 digital-die flatbed cutter/creaser is designed in the UK, beautifully engineered, totally accurate and highly affordable.**

This B3 dual tool flatbed cutter/creaser boasts impressive tool pressures of 1.2kg and comes complete with a powerful vacuum system and high speed performance. And with our combined industry leading ColorCut Pro software, the FB580 brings many advanced features to aid design and production.

A dual tool head enables users to complete two actions in 1 operation; for example CUT and CREASE making the ColorCut FB580 perfect for cutting and creasing cardboard packaging for high-end products and protective cartons, to synthetic point-of-sale items and kiss-cut adhesive labels.

The ability to digitally produce single items, on demand, also makes the ColorCut perfect for prototyping.

No learning curve, nothing new to learn. The simple and intuitive ColorCut Pro 5 software, that is supplied with the FB580, enables you to work directly with the leading graphic design applications; Adobe® Illustrator® or CorelDRAW® enabling you to use the design software you already know.

Its compact design is ideal for small commercial printers, graphic design, media and marketing companies or inplants seeking light run production of two and three dimensional items.

The FB580 is a **highly specified**, yet **incredibly affordable** entry level digital flatbed.



### PRIMARY FEATURES

**Dual tool head** - includes Passive drag and crease tools for a truly versatile media capability.

**Highly productive** - high speed and high pressure cut and crease, for prototyping of single sheets.

**QR driven jobs** - instantly & automatically finds cut files.

**Standalone production** - the 'NO WIRES' file system. Load jobs from a USB drive, view and display jobs on the large touch screen, select them by name, or simply auto-select the correct cut file and cut the job by pressing the SCAN button. One million job capacity.

**Reverse Side** - patented technology enables you to scan marks on the front of your sheet, flip the sheet over and cut and crease from the rear - offering more cutting and creasing options depending on media selection.

**Vacuum hold down** - includes a powerful 400W vacuum system with optional acoustic muffler that keeps cut pieces firmly in place, for fast and accurate processing, yet provides a quiet & comfortable operating environment.

### MEDIA COMPATIBILITY

Folding box board, SBS, SBB and sheet card  
Paper, rice paper  
Synthetics and polymers  
Sheet labels and vinyls  
Magnetic media and more!



Dual tool head for rapid cut and crease capability

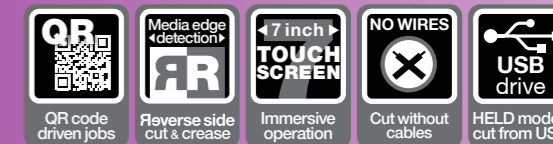
Standalone - NO WIRE job processing from a USB drive

QR job coding delivers multiple and mixed job functionality

Immersive 7" touch screen control panel

Powerful, yet easy to use ColorCut Pro software included

## ColorCut Pro Software



Cutting | Creasing | Scoring | Perforating | Kiss-cutting

### SOFTWARE

#### ColorCut Pro explained

ColorCut Pro consists of two parts, the first is the ColorCut Pro Client, a plug-in to Adobe® Illustrator® for Mac or PC creatives or to CorelDRAW® (PC only). This enables designers/artworkers to generate cut files without the need to learn any new applications. The ColorCut plug-in also adds the ability directly into your graphics application to add both cut registration marks and QR codes with associated job numbers, easily, simply and as an integral part of the design process. It also saves each cut job into a ColorCut Pro job library for instant retrieval at any time, now or in the future.

Adding the QR codes and job numbers, is a key part of the ColorCut Pro magic, with QR codes the FB580 is able to retrieve previously prepared cut files without the need to launch Illustrator or CorelDRAW. In fact this means, that after a graphic designer has sent the job to print in a production print environment, any user can collect the sheets from the printer and cut them without needing to trouble the graphic designer to ask what cut file to use, or where it is stored.

### TOUCH SCREEN - CONTROL SURFACE

Large interactive and immersive 7" touch screen for easy operation and access to powerful functions and settings.

### AUTO SCAN QR CODE AND REGISTRATION MARKS

#### Cut file acquisition and job placement

The in-built camera on the FB580 reads the QR code on each printed sheet and automatically retrieves the associated cutting file from the ColorCut Pro Job Library.

Additionally the camera reads the registration SmartMarks placed in each corner of the sheet, for positional accuracy. Advanced features compensate for print skew or positioning skew to ensure precise registration.

### QR DRIVEN WORKFLOW

#### Process single/multiple or mixed jobs in the same run

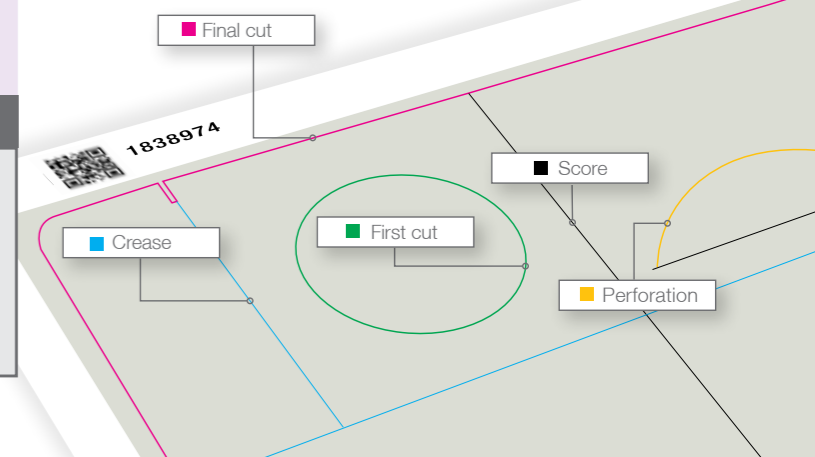
The QR workflow has massive benefits in that it will access the correct cut file for each job placed on the cutting table, this means you can have each job uniquely different from the next, enabling the processing of mixed jobs in one pass.

### CUT BY COLOUR

#### Colour recognition

ColorCut Pro makes cutting jobs simple. It is easy to set-up cutting, perforating, scoring, kiss-cutting and creasing processes by using different colours in the design.

ColorCut recognises different colours in the cut file allowing users to assign different operations, or the order in which they are performed. Another key advantage is colour assignment can be changed (if your customers use different colours).



## Tools and accessories

### CUTTING TOOL AND BLADES

- Passive contour/drag knife cutting tool  
Blade set - included with standard and circlip blades in 30°/45° and 60° angles.



Ball creasing tools



Contour/drag cutting tool (blade holder)

### CREASING TOOL

- Ball creasing tools. For laminated and unlaminated media.

### CALIBRATION TOOL

A pen calibration tool is provided for initial tool head set-up.



Pen calibration tool



Vacuum fan shown with optional acoustic silencer



Vacuum hold down bed - includes 2 mats: felt (cut through & crease) and green self healing (kiss cut)

The Server Station is supplied with a pre-installed Windows® PC and ColorCut Pro software suite, with a flat screen monitor, mouse and keyboard

Production Studio is the core operating software

Template Maker enables designers to create simple cartons and shaped items

Job Library Manager sophisticated job management, with custom action assignment

User Licence allows 2 extra user seats

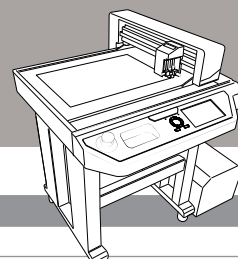
### OPTIONAL EQUIPMENT

ColorCut Pro Server Station - seriously enhance your productivity!

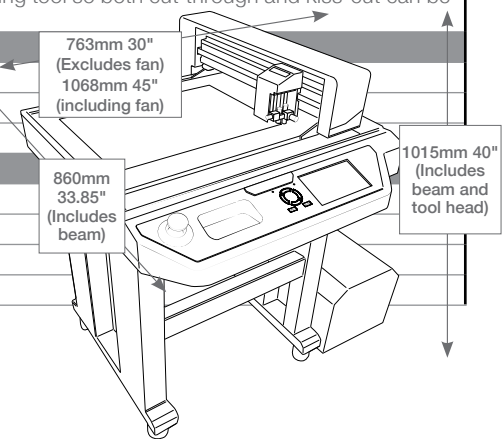
Supplied complete with a pre-installed Windows® PC and ColorCut Pro software suite, with a flat screen monitor, mouse and keyboard.

Also includes software licence for two additional user seats.

# Technical Specifications



MEDIA HANDLING											
Format	SRA3 / US Tabloid Extra										
Standard media sizes	A4 (210 x 297mm), A3 (297 x 420mm), SRA3 (320 x 450mm), A3+ (330 x 485mm)										
CUT AREA											
Maximum media area	440mm x 580mm										
Effective contour cutting area	340mm x 480mm										
CUTTING CONTROL											
Cutting carriage	Dual Tool Cutting Carriage, 2 independently operated tool positions										
Mountable tools (dual tool holder)	Blade holder - holds cutting blades; 30°, 45° or 60° for range of media types Creasing tools - wide & narrow suitable for ≤500gsm cardboard, textured & corrugated paper Calibration pen - pen, plotting pen used for auto-calibration. Note: Can be used in either mountable location										
Cutting/creasing system (force)	Contour cutter (tool 1)/ball creaser (tool 2) with up to 1.2kg (1,200gf)										
Max cutting depth	Paper/card up to 600micron. Maximum depth: 800micron (low density substrate i.e., rice paper / softboard)										
Maximum speed / speed options	1200mm/s - High Definition mode: 750mm/s Standard mode: 960mm/s Fast mode: 1,200mm/s										
Mechanical / Programme resolution	0.01254mm / HPGL 0.025mm										
Cut position accuracy	+/- 125 (micron)										
Cutting blades	<table border="0"> <tr> <td>Yellow</td> <td>1mm 30° cemented carbide blade - for thin film and very soft material</td> </tr> <tr> <td>Red</td> <td>1mm 45° cemented carbide blade - for thin card up to 0.25mm and adhesive stickers</td> </tr> <tr> <td>Blue</td> <td>1mm 60° cemented carbide blade - for hard media. The sharply angled tip provides a sharper point edge. Suitable for penetrating harder media types (restricted by maximum limit of flatbed)</td> </tr> <tr> <td>Red</td> <td>1.5mm 45° industrial cutting blade for card based projects up to 600 micron</td> </tr> <tr> <td>Blue</td> <td>1.5mm 60° industrial cutting blade for card based projects up to 600 micron</td> </tr> </table>	Yellow	1mm 30° cemented carbide blade - for thin film and very soft material	Red	1mm 45° cemented carbide blade - for thin card up to 0.25mm and adhesive stickers	Blue	1mm 60° cemented carbide blade - for hard media. The sharply angled tip provides a sharper point edge. Suitable for penetrating harder media types (restricted by maximum limit of flatbed)	Red	1.5mm 45° industrial cutting blade for card based projects up to 600 micron	Blue	1.5mm 60° industrial cutting blade for card based projects up to 600 micron
Yellow	1mm 30° cemented carbide blade - for thin film and very soft material										
Red	1mm 45° cemented carbide blade - for thin card up to 0.25mm and adhesive stickers										
Blue	1mm 60° cemented carbide blade - for hard media. The sharply angled tip provides a sharper point edge. Suitable for penetrating harder media types (restricted by maximum limit of flatbed)										
Red	1.5mm 45° industrial cutting blade for card based projects up to 600 micron										
Blue	1.5mm 60° industrial cutting blade for card based projects up to 600 micron										
SOFTWARE & CONNECTIVITY											
File formats	ColorCut Pro (only). ColorCut Pro cut files are created using the ColorCut plugin (below).										
ColorCut Pro 5 – Plugin (PC)	ColorCut Pro 5 plug-in (all features available). ColorCut Pro sends projects designed in Adobe® Illustrator® or CorelDRAW® directly to Intec ColorCut cutter with no need to convert them to a different format. Requires: PC - Adobe® Illustrator® CS6, CC2014 - CC2024, or CorelDRAW® X8, 2017 - 2024 Graphics Suite										
ColorCut Pro 5 – Plugin (Mac)	ColorCut Pro 5 Plugin for Mac enables the ColorCut Pro Job Library Client. Mac users add cut marks automatically to Illustrator files and assign job numbers and QR codes. The jobs are sent to the remote ColorCut Pro Job Library on a PC for cutting. Requires: Illustrator CC2022 - 2024. Mac operating systems: Big Sur to Sonoma										
ColorCut Pro 5 – Standalone	ColorCut Pro – Job Server version of ColorCut Pro is PC only and enables jobs created by the ColorCut Pro plugin (above) to be cut at any time, without requiring Adobe® Illustrator® or CorelDRAW® and without having to re-open the original file										
PC minimum specification	Windows 10/11 Pro x64 bit. 4GB of RAM (8GB recommended). Recommended Resolution: 1280x960 or higher										
Connectivity	USB, Ethernet LAN										
REGISTRATION CONTROL & JOB MANAGEMENT											
Registration system	9th generation ARMS (Automatic Registration Mark System) & Vision3 - High resolution CCD camera reads the registration marks on the media, comparing position with original digital file, automatically adjusting cut lines to correct any scale or skew positional differences										
Auto job recognition	Yes: Instant cut file retrieval, supported through QR code job recognition in conjunction with ColorCut Pro 5 software (supplied)										
Job identifier	QR Code and/or Job Number										
INCLUDED ITEMS											
Software	ColorCut Pro Production Studio 5										
Media hold-down	400W Vacuum suction fan in acoustic housing										
Stand	Steel - powder coated										
OPTIONAL ITEMS											
Acoustic Muffler / Silencer	Available as an option for the vacuum fan										
ColorCut Server Station	Supplied complete with a pre-installed Windows® PC and ColorCut Pro software suite with a flat screen monitor, mouse and keyboard. Also includes software licence for two additional user seats										
Second cutting tool holder	Note: tool 2 creaser can be swapped with an optional 2 <sup>nd</sup> cutting tool so both cut-through and kiss-cut can be performed on label stock at the same time										
POWER REQUIREMENTS											
Cutting Table - Power/Voltage (cutter)	150W, 4.0A , 110-220V, 50-60Hz (voltage specific)										
Power (vacuum pump)	400W, 110V / 3.9A (vacuum) 400W, 230V / 2.7A (vacuum)										
Approvals	Complies with CE and RoHs directive										
GENERAL											
Weight (unpacked)	69kg (152lbs)										
Dimensions (unpacked) W x D x H	763 x 860 x 1015mm (30 x 33.85 x 40 inches)										
Weight (crated)	120kg (264lbs)										
Dimensions (crated) W x D x H	1280 x 885 x 565mm (50.39 x 34.84 x 22.24 inches)										



**mehring**  
 Genker Str. 10 · 53842 Troisdorf gmbh  
 Telefon +49 (0) 2241-23417-30  
 Telefax +49 (0) 2241-23417-55  
 mail@mehringgmbh.de  
 www.druckweiterverarbeitung.de

**Plockmatic Group**